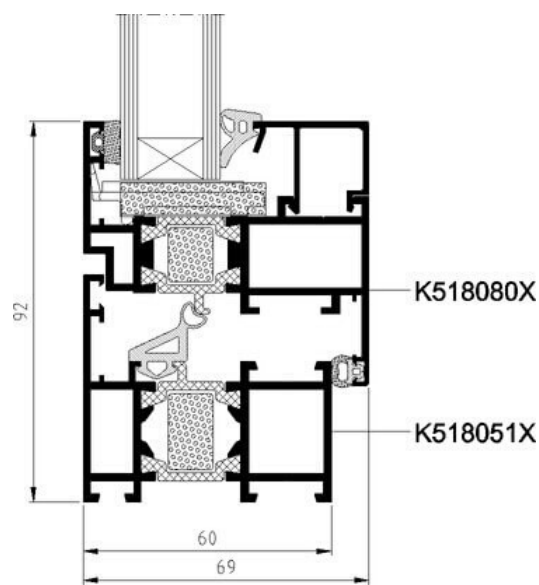




# BASIC MB 60



The MB-60 is a stable, universal and complete window and door system for any application requiring enhanced thermal performance that reflect different needs of the various market segments. Its wide selection of compatible components enables to construct various elements from basic thermally insulated windows and doors to pivot and concealed sash windows, industrial type windows with the steel like lookout and security doors. Majority of system varieties are available in both standard and HI version with increased thermal insulation properties.

## GREAT NUMBER OF OPTIONS TO CHOOSE FROM

Profiles in the basic MB-60 system have a 3-chamber structure and an omegatype thermal barrier. The system is also available in a version with improved thermal insulating power MB-60HI, obtained due to the use of special insulation inserts inside sections and under panes.



## FEATURES AND BENEFITS

- windows available as fixed, tilt and turn, tilt and slide and pivot
- hidden vent option
- 1 or 2 leaf doors open in or open out
- large size door constructions available
- glazing up to 50 mm
- burglar resistant secure windows and doors options
- dual color options
- lower cost door option
- numerous finish options
- multi-point locking
- eurogroove that broadens the choice of hardware available
- suites with other MB systems allowing total design flexibility and project solutions
- compliance with CE marking requirements

TECHNICAL SPECIFICATION	MB-60 MB-60 HI
Depth of frame (door / window)	60 mm / 60 mm
Depth of leaf (door / window)	60 mm / 69 mm
Glazing range (fixed window and door / opening window)	5 - 41 mm / 14 - 50 mm

MIN VISIBLE WIDTH T-PROFILE	
Frame (door / window)	51 mm / 47 mm
Leaf (door / window)	72 mm / 29 mm

SIZE AND WEIGHT LIMITATIONS	
Maximum size of window (H×W)	H to 2400 mm W to 1250 mm
Maximum size of door (H×W)	H to 2400 mm W to 1200 mm
Max weight (door / window)	120 / 130 kg

TYPES OF CONSTRUCTIONS	
Solutions	Tilt window, turn window, tilt&turn window, tilt sliding window and door, doors open in and open out

PERFORMANCE	MB-60 MB-60 HI
Air Permeability	class 4
Wind load resistance	class C5, EN 12211:2001; EN 12210:2001
Impact resistance	class 3
Watertightness	class E900, EN 1027:2001; EN 12208:2001
Thermal insulation (Uf)	from 1.4 W/(m <sup>2</sup> K)



920095, Șos. Călărași, km 93  
Mun. Slobozia, Jud. Ialomița  
România | Hamilton Business  
Center, corp 5

QUALITY DRIVEN